

IPMS ORANGE COUNTY

Newsletter – April 2018

Volume 26 # 4

Southern California's Premier Model Club



The President's Column

By David Frederick

"Creature Feature store is closing but not gone"



In This Issue

<i>Table of Contents</i>	<i>Page</i>
US Navy reference photo	4
Meeting Time and Place	5
Monthly Contest Themes	6
Vice Presidents Column	8
Great Thawed North	9
Yasukini Shrine	10
Brett Avant Painting Figures	12
Financials	13
USA Membership	14
OC Membership Form	15
Message from IPMS San Diego	16
IPMS OC Contest Table	17
Contest Winners Photos	18
OrangeCon Flyer	25
Crossing the Mojave Desert	27
North American B-25 Mitchell	50
Cnadian Military Pattern CMP	53
Candid Meeting Photos	56
Local Club Meetings	59
Upcoming Events	63

Sadly, it is with regret that another collector/monster movie store is closing its doors in Burbank California. Creature Feature is a monster and science fiction specialty store for model builders' collectors of rare resin, toy figures and movie soundtrack. I would not call it a hobby store more of a movie collectible and resin figures. Certainly, things you do not see on the market in a wide distribution. I would stop by sometimes when I was up that way to see what was new or on the ever-changing display area. On display for their

last time in the Burbank store was the Rod Sterling's Night Gallery. Back in the 70's late night TV offered a show that was narrated by Rod Sterling, who opened the show with a painting that was significant to the plot of the story.



The President's Column



The show only lasted for two seasons, but there were many paintings from the original works on display. Several years ago, I went to Monsterpalooza and reproductions of Night Gallery art were on display.

Unfortunately there was no photo policy at Creature Feature exhibit of art work, just this one of Rod Serling's Night Gallery: an after-hours tour book was sold at Creature Feature, which offered an episode guide and behind the screen explanations.

Creature Feature caters to the TV shows that we all grew up on. Do you remember the original Outer Limits? Several years ago, Creature Feature celebrated the 50th anniversary of the Outer Limits show. Several mannequins of show characters like the Six Finger Man.





The President's Column



A young David McCullan (recently on TV for NCIS) played the part of the six-finger man. In addition, Martin Landau (now deceased), character of the man that was never born. The most impressive piece from that exhibit was the Laser gun from the solder episode.



I would love to get my hand on one of those... Creature Feature lost their lease in Burbank but, all indications are that they will still be active in cleaning an area up their storage facility in Pasadena so that one day they will open the doors to the public once again. Pasadena is a lot closer to Orange county, so I am all for that...*DF*

UP COMING EVENTS

Best of the west Contest and swap meet: Las Vegas is May 5

Brewer Brother swap meet at old world Huntington Beach May 20

Raffle Czar Sneak peek of models for April Monthly raffle:

1. 1/48 Airplane: Edward, SE.5a Hispano Suiza (Biplane)
2. 1/35 Armor: Meng, T-90A Russian Main Battle Tank
3. 1/16 Figure: Tamiya, WWII German machine gun ammo-belt loader
4. 1/24 Auto: Hasegawa, Ferrari 348 tb
5. 1/48 Sci Fi: Bandai, AT-ST from Star War movie



US NAVY Reference Photo

Here is MV-22B Osprey Marine Squadron VMM-363 Lucky Lions at MCAS Miramar San Diego CA 2015. There is a defined line between the two grays on the paint scheme. These have flown over my home from time to time here in Tustin where I am reporting from, heading south towards 3rd MAW Miramar. Official Terry Huber photo.



IPMS ORANGE COUNTY Newsletter

April 2018



Meeting Notice & Agenda

Date: April 20, 2018

Theme: Something Russian

Doors Open: 7:00 p.m. or earlier

Meeting: 7:30 to 10:00 p.m.

Location: La Quinta Inn & Suites

3 Centerpointe Drive

La Palma, CA 90623

Right Off the 91 Fwy at Valley View



2018 Chapter Officers

President	David Frederick
1 st Vice President	Sean Fallesen
2 nd Vice President	David O' Barr
Treasurer	Jeff Hunter
Scribe	Mike Budzeika
Contest Director	Derek Collins

Volunteers

Chapter Contact	Mark Glidden
Newsletter Editor	Terry Huber (714) 544-8908 thuber1967@yahoo.com
Webmaster	Julian English julianenglish65@gmail.com
Mail	IPMS Orange County Club Website www.ipmsoc.org P.O. Box 913 Garden Grove, CA 92842 ocipms@aol.com



National Website
www.ipmsusa.org



Orange County Contest Themes for 2018

JANUARY 19th 2018 - IT'S ALL ABOUT THE FUN

Build a model of your favorite subject. Something you enjoy the most building.

FEBRUARY 16th 2018 – MADE IN AMERICA

Any subject (not necessarily the kit) that was manufactured in the good 'ole USA.

MARCH 16, 2018 – HASEGAWA VS AIRFIX

Who's the best? Build the best model you can from either company. Best Airfix Model and Best Hasegawa Model will receive an award.

APRIL 20, 2018 – SOMETHING RUSSIAN

Something Russian. Can be any subject, even real space,

MAY 18, 2018 – BUILD NIGHT

(No Monthly Contest in May, Build Night Only) Bring a kit to work on and have some fun with other club members building.

JUNE 15, 2018 – RED, WHITE OR BLUE

Any subject that is predominately one of these three colors or a combination of the three.

JULY 20, 2018 – SOMETHING CANADIAN

“Aa”. Build something from our friend from the north.

AUGUST 17, 2018 - TWINS

Any subject whose major distinction is two of something, Twin boom aircraft, motorcycles, twin gunned A.F.V.s, two seater cars, catamarans, bi-planes.

SEPTEMBER 21, 2018 – NEW KIDS

Any model released (for the first time, no reissues) in the last 3 years.



Orange County Contest Themes for 2018

OCTOBER 19, 2018 – BUILD NIGHT

October - Build Night (No Monthly Contest in May, Build Night Only) Bring a kit to work on and have some fun with other club members building.

NOVEMBER 16, 2018 – MENG VS TAKOM

Who's the best? Build the best model you can from either company. Best Meng Model and Best Takom Model will receive an award.

DECEMBER 21, 2018 – ANY ITALIAN SUBJECT

Fresh hot Pizza given to the contest director may count too. 😊😊😊

JANUARY 18, 2019 – TOPLESS MODELS

Open cockpit planes, Convertible cars, Open bridge ships, open top AFVs, motorcycles.



Vice Presidents Column – April 2018 Program By Sean Fallesen

This month, we'll be kicking off a series on modeling consumables. For those not familiar with the term, these are the products and items that we use up, burn through... *consume*... in the process of pursuing our hobby. Kits and detail sets are to produce and support, respectively, a specific subject. Tools are (ideally) meant to be used over and over. But consumables are the general-use items that we expect to re-stock on fairly regularly. Things like putties, glues, sanding sticks, drill bits, and the like.

We've had presentations on these matters before, but it has been a few years and new products have come on the market since then... and sometimes, old ones have become unavailable. So I think it would be a good time to revisit the matter, and look at what we have and how we use it – how we *should*, how we *could*, and how we *do* use it.

(For example: Why would someone spend the money to buy a sheet of Bare Metal Foil, but instead of using it to create a bare metal finish on a model they use it for masking instead? Or: Gator's Grip glue says it's meant for Photoetched parts, so that means it's ideal for any PE part in any application, right?)

We'll inaugurate the series with an exhibit and discussion about paint, and another on glues. In future meetings I plan for us to cover topics such as putty's & fillers; blades, bits & saws; sanding & polishing means & methods; and weathering products.

If you have a friend or relative that's just starting in the modeling hobby, this will be an excellent meeting to bring them to; misunderstandings about compatibilities of paints and what type of glue to use are among the most common new-modeler questions. But beyond that, even for experienced modelers there is no one who knows everything, and you may not be familiar with the latest methods – or, you're so used to the way you've always done it that you've forgotten – or never learned – about alternative approaches. So please come with your questions and your thoughts – and no need to feel embarrassed! Those who know the answer had to learn it themselves at some point! **SF**



News from the Thawed Great North

Dateline: March 12, 2018 1229 hours

Location: Shakopee MN, 24 miles southwest of Minneapolis.

Weather Conditions: Clear this day but current is blizzard conditions.

Reporter: Greg Kelly

Message: Dana and I celebrating St. Patrick's Day here in Shakopee, Mn. I had to stop and check out this Cobra. Very good looking condition, ready to be fired up!

PS I remember a Cobra at MCAS Tustin. Could have been from Marine Reserve Squadron. Very eerie seeing it fly towards you, very sleek, narrow. *GK*





Yasukuni Shrine Military Displays

By Dennis Nowicki

Tokyo, Japan



‘Let’s meet at Yasukuni Shrine.’

So said many a Japanese soldier to their friends and colleagues in battle, for when they died fighting for their Emperor and country, their spirits joined the many others who had given their lives at this Shinto shrine not far from central Tokyo.

Yasukuni Shrine was established in 1868, and the soldiers who battled through all the wars and skirmishes from then, through the Sino-Japanese, Russo-Japanese, WW1, Manchuria, and WW2 have a place there to be remembered and honored, though controversy reels its head every August when politicians visit to pay respects to the hundreds of thousands, including 14 significant war criminals.

On the grounds, there is a recently modernized museum, which houses an impressive chronological history of Japan’s wars, images and personal belongings of their soldiers and sailors, and restored relics from the battlefields, including armor, aircraft, manned torpedoes and a locomotive.



Yasukuni Shrine Military Displays



As you enter the museum, there is a beautifully restored A6M5 Zero painted in land-based camouflage and assembled from parts from different aircraft recovered from the island of Yap in 1980.

Sadly, photography is prohibited throughout most of the museum exhibits except for the static displays.



Nearing the end of the wandering through informative displays (though most are in Japanese), you come upon a large room housing several weapons of war. A D4Y1 Judy (also recovered from Yap) rests to the right, with a Baka bomb suspended over it. Center stage is a manned mini-submarine, along with a somewhat crudely camouflaged Type 97 Chi-Ha tank positioned in the left corner of the hall.



Yasukuni Shrine Military Displays


So ends our little excursion into Japanese history and the famed weapons that remain as remembrances of what we contended with from the other side. Regrettably, there is little else in the area of aircraft or armor within Tokyo Proper, at least that I'm aware of. The cost is \$10 to go through the museum. *DN*



Brett Avant Painting

Diorama Figures

Newsletter contributor Richard Nicoletti sends in a great link to Brett Avant's "Painting Diorama Figures in Acrylics". As many have said, "An oldie but a goodie" on basic figure painting. Worth the click, the link is great. *Ed.*



<https://www.dropbox.com/s/7f2yrkmkwr4zcgv/Painting%20Diorama%20Figures%20Brett%20Avants.pdf?dl=0>



From Our Treasurer

Financial Statistics for the meeting in March 2018

Admission		Distressed Kits	\$ 0.00
Members	36	Monthly Raffle	\$ 110.00
Non-Members	5		
Juniors	0	Total Income	\$ 397.00
Paid in Full	6	Total Expenses	\$ (619.47)
Guests	0	Profit / (Loss)	\$ (222.47)
Total Attendance	<u>47</u>	\$ in Checking	\$ 4360.13
		\$ in Savings	\$ 6651.25
Memberships / Renewals		\$ in PayPal	\$ 238.66
Regular	0	Total in Bank	<u>\$ 11,250.04</u> π
Youth	0		
Full Year	<u>1</u>		

April Theme: Something Russian





IPMS / USA Membership

Membership is of great importance, both here at the level of the local chapter as well as the National level. As a long time member I can highly recommend the expenditure of the additional dollars to become a member of the national organization.

With membership come six copies of the IPMS Journal publication which is better than ever, and the right to participate at the IPMS National Convention contest. The subscription to the Journal alone is worth the cost of joining.

A copy of the membership application is below or available on our website, or at the IPMS / USA website address, www.ipmsusa.org. Complete the form and return it to the address listed at the bottom of the form along with your method of payment.

IPMS/USA MEMBERSHIP FORM

IPMS No.: _____ Name: _____
Address: _____ If Renewing _____ First _____ Middle _____ Last _____
City: _____ State: _____ Zip: _____
Phone: _____ E-mail: _____
Signature (required by P.O.) _____

Type of Membership Adult, 1 Year: \$30 Adult, 2 Years: \$58 Adult, 3 Years: \$86
 Junior (Under 18 Years) \$17 Family, 1 Year: \$35 (Adult + \$5, One Set Journals) How Many Cards? _____
 Canada & Mexico: \$35 Other / Foreign: \$38 (Surface) Checks must be drawn on a US bank or international money order
Payment Method: Check Money Order

Chapter Affiliation, (if any): _____

If Recommended by an IPMS Member, Please List His / Her Name and Member Number:

Name: _____ IPMS No.: _____

IPMS/USA

Join or Renew Online at: www.ipmsusa.org

PO Box 56023

St. Petersburg, FL 33732-6023



Find us on
Facebook





Membership Renewal Form

Below is the new and improved Membership and Renewal form. Print this page, fill it out and bring it to the meeting. It is also available on-line at www.ipmsoc.org.



IPMSOC MEMBERSHIP APPLICATION

Print out and fill in this form completely and bring it to one of our monthly meetings, or mail it, with your payment to IPMS Orange County, P.O. Box 913, Garden Grove, CA 92842. Thank you.

Date: _____

Application for: New Membership Renewal

Name: _____

Address: _____

City: _____ State: _____ Zip: _____

Contact Info: Home phone: _____ Mobile: _____

Email: _____

Date of birth (optional): _____

List memberships you have in other clubs and organizations (e.g. IPMS/USA, AMPS)

What are you current modeling interests:

Aircraft Armor Autos Ships Figures Sci-Fi Railroad

Other: _____

What classification modeler are you currently:

Novice Advanced Master Not sure

Your Signature: _____

(By signing, applicant agrees to abide by the rules and regulations detailed in the Constitution and Bylaws of IPMSOC)

Membership rates: All memberships are for the calendar year, January through December. Therefore, depending on when you join, the following pro-rated schedule will be used: \$22 (Jan - Mar), \$20 (Apr - Jun), \$15 (Jul - Sep), \$10 (Oct-Dec).

Note - There is also a members dues of \$5 when you attend a monthly meeting, that is not part of this membership fee.

IPMSOC staff only:

Membership approved _____/Date_____ Fees Paid _____/Date_____ Added to Roster _____/Date_____ Badge made _____/Date_____



A Message from IPMS San Diego

By Manny Gutsche

I am *sending* you information about the IPMS Region 8 contest in San Diego, June 9.

The contest is hosted by the San Diego IPMS and IPMS San Diego Model Car Club with support from the San Diego Air & Space Museum (SDASM). The contest has 2 themes,

“Poke the Bear, Soviet Union 1917-1991” and

“60 Years of the Chevrolet Impala”

As well as 37 additional categories, other special awards include “Best Tamiya Model” and “Best 1/48 Stearman” bi-plane model. The winner of the “Best Stearman” model gets to ride in the 1:1 scale real Stearman once owned by Steve McQueen.

In addition to the contest, tables will be available for non-competitive display models. The event will be held at the SDASM Gillespie field annex along with their swap meet. The swap meet is focused on models and aviation memorabilia with over 35 vendor tables. Tamiya will be exhibiting their latest model offerings. Included with the contest and swap meet are the museum’s static aircraft displays and restoration projects.

Please pass this onto your club members and consider sponsoring a category for \$25.

At the back of the newsletter there is a contest flyer and flyer for the special “Best Stearman” award.

Additional information and model registration forms are on our web site:

<http://www.ipmssd.org>

Hope to see you in San Diego!

Manny Gutsche

Contest Coordinator



IPMS OC Contest Table

By Derek Collins

Hi Guys, Another great turnout last in March for the monthly contest. We are upping our average. Let's keep it going. I love seeing all the models on the table. I want to remind everyone that Sean will be leaving us some time this month so that we can discuss and plan for our group build so please bring your thoughts. A couple of ideas I have had is to brake off into smaller likeminded groups, Auto, Aircraft, Armor, Ships/watercraft for example. If a few of you want to be more specific and brake off into a sub group and all build a specific subject that would be fine as well. I was also thinking that if we choose to brake off into "Likeminded" groups we could even go a step further and say build US, Naval Aircraft as our subject within the "Likeminded" group, or Italian Cars or Soviet Armor. You get the idea, each sub group could have their own theme and not necessarily build the same subject but built the same genre. Anyhow please give it some thought if you are interested.

SEE YOU ALL FRIDAY!!!

DC

Contest Entries and Results, March 16, 2018

Theme: "Hasegawa VS Airfix"

Total number of Modelers: 18

Total number of entries: 31

Masters Division:

Dan Matthews	1/48	AH.7 LINX_____	1 st , Theme_Best Airfix
Joe LoMusio	1/48	JU87D Stuka_____	2 nd Judges Choice
Dan Salas	1/35	M4A1 Sherman_____	3 rd
Mike Budzeika	1/48	BF109F-2	
Jeff Hunter	1/144	AW650 Argosy	
Bob Bolton	1/24	1957 T-Bird	
	1/43	1976 Brabham BT46B "Fan Car"	
	1/??	Flash Gordon's "El Dorado"	
Foster Rash	1/48	Lucky's Bar & Grill	
	1/48	Model T Ford Fire Truck	
	1/87	Model T Ford Fire Truck	
Owen Ryan	1/72	AV-8B+	
Sean Fallesen	1/700	USS Bon Homme Richard CV-31	

IPMS ORANGE COUNTY Newsletter

April 2018



Advanced Division:

Derek Collins	1/35	IDF Centurion, 1982 era	1 st
David Jorquez	1/48	A-4 Skyhawk	2 nd , Theme, Best Hasegawa
Julian English	1/72	F4F-4 Wildcat	3 rd
	1/72	KI-84 Frank	
Jim Teahan	1/48	British Wyvern	
Jim Fleming	1/72	Hasegawa B5N2	
	1/72	Airfix B5N2	
Kevin Collins	1/35	German Wiesel	
	1/35	Chinese Type 59D Tank	
Kenneth Pick	1/72	P-47 Thunderbolt	
	1/72	F-100 Super Sabre	
	1/72	Hawker Hurricane	
	1/72	Me109E	
Jake Holshuh	1/35	Army Dozer	
	1/35	BoFors Anti-Aircraft Gun	
Mark Deliduka	1/72	P-51 Mustang	
	1/72	Russian Aerosan	
	1/72	T-80U Russian Tank	

Contest Photos

By Bob Penikas

Master Division Winners

1st Place and Theme Award to Dan Matthews-Best Airfix is the 1/48 AH.7 Linx helo





Contest Photos

2nd Place and Judges Choice award to Joe LoMusio with the 1/48 Ju-87D



3rd Place goes to Dan Salas with the 1/35 M4A1 Sherman





Contest Photos

Advanced Division Winners

1st Place is Derek Collins with the 1/35 IDF Centurion tank.



2nd Place is David Jorquez with his 1/48 A-4 Skyhawk and Theme Award Best Hasegawa





Contest Photos

3rd Place by Julian English is the 1/72 F4F-4 Wildcat



IPMS ORANGE COUNTY Newsletter

April 2018



Modeler of the Year Points Standings:

2018	1Pt.	5 Pts.	4 Pts.	3 Pts.	2 Pts.	1 Pts.	
Name	Entering one or more models in the monthly IPMS OC contest	Winning Judges Choice award in the monthly IPMS OC contest	Winning Theme award in the monthly IPMS OC contest	Winning a 1st place award in the monthly IPMS OC contest	Winning a 2nd place award in the monthly IPMS OC contest	Winning a 3rd place award in the monthly IPMS OC contest	~Total~
Pat Ahle							0
Andre Alas							0
Elius Ali	1				2		3
Michael Apodaca	1						1
Tony Avalos							0
Michael Bare							0
Terry Baylor							0
Doug Browning							0
Ted Browning							0
Bob Bolton	3						3
Mike Boren							0
Mike Budzeika	2						2
George Canare							0
Chris Carl							0
Brian Casteel							0
Carlos Cisneros							0
Derek Collins							
Kevin Collins	1						1
Colin Davis							0
Mark Deliduka	2						2
Mike DiCerbo							0
Tony Dominick							0
Craig Elliot							0
Julian English	1		4			2	7
Sean Fallesen	2					1	3
Jim Fleming	1						1
David P. Frederick							0

IPMS ORANGE COUNTY Newsletter

April 2018



Jim Gardener							0
Jeff Geis							0
Victoria Geis							0
Mark Glidden							0
David Goodwin	1						1
Dennis Henry							0
Cip Hernandez	1						1
Ron Herrador							0
Jake Holshuh	1						1
Terry Huber							0
Jeff Hunter	2		4				6
Sean Jenkins							0
David Jorquez	2		4	3	2		11
Maxx Kominsky							0
David Lombard							0
Joe Lomusio	2	10		3	2		17
Steven Lund							0
Dan Matthews	3		4	3		2	12
William Mansoor							0
Joe Mestrovich							0
JoAnne Morris							0
Keith Mundt	2	5		3	2		12
James Nunn							0
Richard Nicoletti							0
David O'Barr	2						2
David T. Okamura							0
Bruce Openshaw							0
Bob Penikas	2						2
Ken Pick	2						2
Darnell Pocinich							0
Foster Rash	2				2		4
Nat Richards							0
Owen Ryan	2						2
Dan Salas	1					1	2
Joseph St. Pierre							0
Richie Scanapico							0
Jason Sutton							0
Steve Taylor							0
Jim Teahan	3				2		5
Salvador Torres							0

IPMS ORANGE COUNTY Newsletter

April 2018



Reed West							0
Daniel Wong							0
Jaime Zamora							0
Bob Zmuda	1						1
Gordon Zuther							0



ORANGECON

MODEL CONTEST & VENDOR FAIR

SATURDAY OCTOBER 13TH, 2018



Be a part of Southern California's largest exhibit of scale models of all types

Location: Pavilion at the University Conference Center
Cal State Fullerton University
800 North State College Blvd.
Fullerton, CA 92834
(State College & West Campus Dr.)

Schedule: Open To The Public	9:00 AM to 5:00 PM
Vendor Set-Up	8:00 AM to 9:00 AM
Model Registration	9:00 AM to 11:30 AM
Contest Room Closed	11:30 AM to 3:00 PM
Awards Presentation	3:30 PM to 5:00 PM

General Admission:	
Adults 18 and up	\$ 5.00
Young Adults 13-17	Free
Juniors 12 and under	Free

Contest Admission:	
Adults 18 and up <i>(Includes first 3 models)</i>	\$10.00
Each Additional Model	\$ 1.00
Young Adults 13-17	Free
Juniors 12 and under	Free

For a complete list of contest rules, downloadable registration forms trophy sponsorship opportunities, and other information, please visit our website at: www.ipmsoc.org

For more information:

IPMS Orange County, P. O. Box 913, Garden Grove, CA 92842
web: www.ipmsoc.org • e-mail: ocipmstreasurer@gmail.com

*Don't just display your models...play with them too!
Check it out at Mini-Wars 2018, hosted by,*

The Historical Miniatures Gaming Society

In the same building, Saturday and Sunday.

Contest Theme Award for OrangeCon 2018

The Baby Boomer Years

Any subject that deals with events between 1946 and 1965

Here are just a few examples:

Major political events

The Berlin Blockade

Military interventions in Eastern Europe

The Korean War

Early Middle Eastern Conflicts

Project Mercury

Gemini Space Program

The Tonkin Gulf Incident

Civil Rights

X-Planes

Scientific Breakthroughs

Cobra, Jaguar, Testarossa

Cars with "TAIL FINS"

Sports

You get the idea...



OrangeCon Vendor Table Reservation Information

Vendor tables are \$50 per table up to and including August 31, 2018. On and after September 1, 2018, all tables are \$60 each.

If you do not have access to the internet, fill out this form and mail it to IPMS Orange County, P.O. Box 913, Garden Grove, CA 92842. You will be mailed the information you need to rent vendor tables.

Name: _____

Business Name (if applicable): _____

Email: _____ Phone: _____

Address: _____

City: _____ State: _____ Zip: _____

Vendor Table Registration Instructions

If you are able to access the internet and can receive emails and print and send documents online:

1. Access the OrangeCon website www.ipmsoc.org to begin the Vendor Table Registration process.
2. At the OrangeCon tab, pull down to Vendor Information and Forms and read How to reserve at table at OrangeCon.
3. Print the Vendor Reservation Form and Vendor Contract. Read and fill the forms out.
4. Read the tab on BOE Form 410d, go to the website and print and fill the form out.
5. Pay for your table or tables online and email your completed documents to octreasurer@gmail.com.
6. Or you can mail all the documents and a check to the address below.
7. Once your payment, reservation form, contract and BOE form has been received, your table(s) will be reserved for you. Information you will need for the day of the show will then be sent to you.

Please mail this completed coupon to:
IPMS Orange County,
P.O. Box 913,
Garden Grove, CA 92842

SHIPS

1. Ships. 1/451 & Smaller (All types)
2. Ships. 1/450 – 1/145 (All types)
3. Submarines. 1/145 and Smaller (All types)
4. Ships and Submarines, 1/144 and Larger (All types)

GAMING MINIATURES

5. Gaming Miniatures (All Types, All Scales)

MILITARY VEHICLES

6. Allied Tanks/Assault Guns, Closed top, 1945 & Earlier (All types, 1/35 & larger)
7. Axis Tanks/Assault Guns, Closed Top, 1945 & Earlier (All types, 1/35 & larger)
8. Tanks/Assault Guns, Closed Top, 1945 & Later (All types, 1/35 & larger)
9. Artillery & Open Top Self-Propelled Guns (All Types, 1/35 & larger)
10. Wheeled, Half Track, Tracked, Armored Vehicles (1/35 & larger)
11. Wheeled, Half Track, Tracked, Un-Armored Vehicles (1/35 & larger)
12. Medium Scale Military Vehicles Allied (All types 1/36-1/50)
13. Medium Scale Military Vehicles Axis (All types 1/36-50)
14. Small Scale Military Vehicles (All types, 1/51 & smaller)

AUTOMOTIVE

15. Factory Stock & Replica Stock, Domestic & Foreign (All types 1/19-1/31)
16. Customs and Low Riders
17. Hot Rods and Street Machines
18. Competition Vehicles, Straight Line (All types, 1/19-1/31)
19. Competition Vehicles, Oval Track & Road Race (All types 1/19-1/31)
20. Miscellaneous Vehicles (All types & scales)
21. Motorcycles (All types & scales)

AIRCRAFT

22. 1/72 Small Prop (Single Engine)
23. 1/72 Medium Prop & Large Prop (Multi-Engine)
24. 1/72 Jet (All types)
25. 1/48 Small Prop (Single Engine)
26. 1/48 Medium Prop & Large Prop (Multi-Engine)
27. 1/48 Jet (All types)
28. Small Scale Aircraft (All types, 1/73 & smaller)
29. 1/32 Scale & Larger Props
30. 1/32 Scale & Larger Jets
31. 1/48 and Smaller Biplanes, Fabric & Rigged
32. 1/47 and Large Biplanes, Fabric & Rigged
33. Rotary Wings (All types and scales)

DIORAMAS

34. Vignettes, No more than five (5) figures and one (1) Vehicle. 144 sq. in. max
35. Military Dioramas (All types and scales)
36. Sci-Fi and Miscellaneous (All types and scales)

FIGURES

37. 79 mm & Smaller (All types)
38. 80 mm – 150 mm (All types)
39. 151 mm & Larger (All types)

SCI-FI & FANTASY

40. Sci-Fi/Fantasy Figures (Biologic Types, All scales)
41. Robotic, Mech & Gundam (Non-Biologic Types, All scales)
42. Sci-Fi/Fantasy & Real Spacecraft (All types & scales)

OTHER

43. Humor in Modeling (All types and scales)
44. Miscellaneous (Anything that doesn't fit elsewhere)
45. Collaborative Models (Built by more than one person)
46. Collections – five (5) or more subjects presented as one entry (All types & scales)

JUNIORS (Up to Age 12)

47. Junior (All Types & Scales)

YOUNG ADULTS (Ages 13 – 17)

48. Young Adult (All Types & Scales)

BEST OF AWARDS

- Best Aircraft
- Best Automotive Subject
- Best Diorama
- Best Figure
- Best Military Vehicle
- Best Sci-Fi/Fantasy
- Best Ship
- Best RAF Subject - Celebrating the Centenary of the RAF (Sponsored by Military Hobbies)

CONTEST THEME AWARD

"The Baby Boomers Years"
Any subject dealing with events from 1946 to 1965

BEST OF SHOW – Best Overall Model



Crossing the Mojave Desert on Old Route 66 By Foster Rash

*Would you get hip to this kindly tip
And take that California trip?
Get your kicks on Route 66*



I had a vague idea for a 1930's-style gas station/repair/tow/motel/store/roadside attraction for my model railroad and thought a trip on Old Route 66 might provide some inspiration. The California segment of the old highway across the Mojave Desert is now abandoned but my model railroading friend Kevin and I were up for some exploring and decided to tour the 150 mile section from Needles to Barstow. We made a fast trip to Needles on I-40 then took a more leisurely cruise west on Route 66.



Old Route 66 across the Mojave Desert marked in red



Before there was Route 66, there was the railroad. In 1866 construction began on the Atlantic & Pacific railroad, which would compete with the transcontinental Union Pacific/Central Pacific route. Progress was on and off, due to the many financial problems of the company, until the AT&SF "Santa Fe" railroad became a partner in 1880. Work then began in earnest building along the 35th Parallel to enter California at Needles. The Southern Pacific Company, owners of the Central Pacific and Southern Pacific railroads, had a monopoly on California transportation and did not want competition from the Atlantic & Pacific/AT&SF. So in 1882, the SP started building a line from Mojave to Needles with the objective of blocking the route of the A&P at the Colorado River. Ultimately a deal was negotiated by which the SP line to Needles was sold to the AT&SF and some AT&SF branch lines in southern Arizona Territory and Mexico were sold to the Southern Pacific.



Fill 'er up! Steam locomotives used a lot of water

The Southern Pacific railroad had established water stops every ten miles or so across the desert. As an interesting aside, Lewis Kingman, the civil engineer who surveyed the route for the A&P railroad, named all the water stops between Amboy and Needles in alphabetical order from west to east: Amboy, Bristol, Cadiz,

Danby, Essex, Fenner, Goff's, Homer, Ibis, Java and Khartoum. The line of the railroad became the favored route across the Mojave for wagon travel because the railroad had followed sources of water, avoided the steepest mountain grades, and provided the possibility of help in case of emergency. Some of these water stops were also entry points to mining areas and small communities developed.



These communities formed the basis of an infrastructure that grew to support the travelers in wagons, and later in automobiles, along the route. This unpaved road became part of the National Old Trails Road system.

Auto Club of Southern
California National Old
Trails Road guide (1926)

The National Old Trails Road was established in 1912 and stretched from Baltimore to Los Angeles. It was the responsibility of the individual states to maintain their sections of the highway but well into the 1920s, only 800 miles were paved and significant portions in the west still remained difficult to drive. The segment that crossed the California Mojave Desert was the old dirt wagon road that paralleled the railroad.



National Old Trails Road (Route 66) across the Mojave Desert was unpaved until 1931. Today we would call this "off-roading!" I can't imagine driving this in a car like a model T Ford.



The Federal Highway Act (1921) established a national highway system and provided aid to the states for road improvement. In 1926, the section of the National Old Trails Road from Las Vegas, New Mexico, to Los Angeles, became part of the new Chicago to Los Angeles U.S. Highway 66, commonly known as "Route 66." This was the main automobile route into southern to California from the east, but the section across the Mojave Desert was not paved until 1931. During the 1930s, Route 66 became the main avenue of escape for those fleeing the *Dust Bowl* and heading west for agricultural jobs in California. Traffic increased in the 1940s when more people headed west for defense jobs. These migrations created numerous jobs in small towns along the way for service stations, towing, restaurants and lodging. After WWII, Route 66 was the main highway for vacationers heading to the West Coast. The increase in tourism in turn gave rise to all manner of roadside attractions, including teepee-shaped motels, Indian curio shops, and fast food drive-in restaurants.



"Do it in a Tee-Pee"
Wig Wam Motel in
Rialto is still there

The first McDonald's was in San Bernardino.





Site of the original McDonald's is now a McDonald's museum

My dad was in the Navy and I remember coming to California from Norfolk, VA as a kid in '56. This was pre-Interstate and each little town along the highway had some sort of an attraction. Somewhere



on Route 66 in Arizona was the *Rattlesnake Ranch* and there were billboards and signs painted on barns for several miles hyping the snakes as we approached the town. Understand that when my dad travelled he only stopped for gas, not roadside attractions, and you better time your bathroom breaks with gas stops! But as luck would have it, he pulled into the gas station next to the *Rattlesnake Ranch*. I got out of the car to use the rest room, then refused to get back into the car until I saw the snakes. Dad said if I didn't get in the car he would leave me there. I still refused to get in and he drove off, leaving me standing in front of the *Rattlesnake Ranch*. I was about 10 years old and panicked, what was I going to do alone in the middle of the Arizona desert? After what seemed an eternity, the car returned, my brother opened the back door and I jumped in. Not a word was said but I never repeated that stunt.

With the coming of the Interstate Highway system in the 1960s, entry/exit points to the high speed highways were limited and many small towns were bypassed. In 1985, Highway 66 was officially removed from the U.S. Highway System and in California it was replaced with I-40.


Topock

We began our east-west tour of Route 66 at Topock, where the highway crosses the Colorado River from Arizona into California. Needles had proven to be a poor site for a railroad bridge; the flooding and meandering of the river destroyed the bridge several times.



Finally, the railroad surrendered to nature and built a high, steel bridge ten miles downstream at Topock where the river narrows between hard rock banks.

The original steel railroad bridge at Topock was built in 1890 and was converted to a highway bridge in 1946. Good video here from the film "Easy Rider" with the bridge in the background



<https://www.youtube.com/watch?v=FdvdybrKjOY>



Trains were constantly crossing the Colorado River at Topock.



The graceful old Route 66 highway bridge at Topock was erected in 1916 near the railroad bridge and is still in use. The deck has been removed and it now carries a natural gas pipeline. Temperatures were in the 80s when we visited and there were many boaters on the river. Photo taken from Arizona side looking west.



The Joad family crossing the Colorado River on the Topock Bridge, from *Grapes of Wrath*. It was a narrow bridge with an 11 ton vehicle limit.

Needles



Needles was founded by the Southern Pacific Railroad in 1883. The old Harvey House is in the background.

After purchasing the Mojave-Needles line from the SP, the AT&SF Railroad built a wooden trestle and bridge across the Colorado River. The AT&SF also built a hotel, workers' housing, shops and a roundhouse. The bridge and trestle were swept away numerous times by floods. In the 20th Century, dams were built along the Colorado River to control flooding, so that now the valley lands are suitable for agriculture and the river is a recreation destination. Needles is still a railroad town but tourism and agriculture are equally important to the local economy.

The city of Needles was named after "The Needles," a landmark group of pinnacles on the Arizona side of the river to the south of the city.

Even before it was Route 66, the National Trails Highway brought many travelers through Needles. In 1923, William Carty built *Carty's Camp* which included 28 cottages, a gas station, grocery store and auto repair garage.





Carty's complex appears in the film *Grapes of Wrath* as the Joad family enters California. We located what is left of the camp, it is now a ghost motel, partially hidden from the road by brush and trees. The owner of the property was gracious and allowed us free access for photos.



Groceries, gas, repairs, cabins and a campground. Carty's offered state of the art services to travelers in the '20s and '30s.

The Joad's passing Carty's Camp in the film *Grapes of Wrath*



Carty's advertised "Cabins, shade, a store well stocked with groceries and other goods, oil station, auto accessories, and an up-to-date lunch room, with 5 ton ice storage." Carty sold in 1940 and ownership changed a few times before it finally closed in 1971. Preservationists have been trying to find a buyer to restore the property. Carty's Camp gas station and store today.



Ten cottages remain at Carty's Camp

After a quick lunch, we checked out the El Garces Harvey House and did a little train watching at the busy Needles yard.



The Fred Harvey Company built the elegant El Garces Hotel in 1908



Ibis

We headed out of Needles via old Route 66/National Old Trails Hwy to I-40, to Hwy 95 north that took us past the abandoned sites of Khartoum, Java and Ibis.

Ibis was a water stop half way up the hill from Needles to Goffs

Camp Ibis

The entrance to Camp Ibis is marked with a plaque

Camp Ibis is located on Hwy 95 about 2 miles north of Goffs Rd. It was one of the World War II-era camps of the Desert Training Center. Shortly after the US entered WWII, the Army saw the need for training troops in a desert environment. Major General George S. Patton was the Center's first commander. The total maneuver area encompassed 12 million acres, making it the largest training area in the U.S. My uncle was one of nearly a million troops who trained at camps in the Mojave Desert between 1942 and 1944.





Camp Ibis was a tent city but the pattern of streets is fairly well preserved. The Bureau of Land Management cautions that live ammunition may still be found in the area.

Aerial photo of Camp Ibis looking east. Hwy 95 bisects the site between the camp proper and the airfield.



The pattern of camp streets are well defined by stones

Goffs

The original Goffs Depot, built in 1902, was demolished in 1956.

We back-tracked from Camp Ibis and exited Hwy 95 onto Goffs Rd.

which is a 40 mile remnant of the original, unpaved, 1926 alignment of Route 66. We passed the site of Homer and stopped at the hamlet of Goffs (Population: 23).





Goffs, at 2,585 ft elevation, is the top of the hill for the long climb out of Needles by rail. It was established in 1883 as a water stop, siding and a place to turn the helper locomotives that pushed trains up the grade.

Goffs became very busy when gold was discovered in nearby Searchlight, NV. In 1893 a short line, originally called the Nevada Southern Railway, was built from Goffs to Searchlight. The population of Goffs increased to the point that a school was built in 1914. The structure contained a class room and library and doubled as a community center for church services, dances, and community affairs of all kinds.

The early years of the 20th century were wet ones for Goffs and the Lanfair Valley. Farmers moved into the area including a number of African-American families. Howard Folke, vice president of Eldorado Gold Star Mining Co, a wholly African-American company in nearby Searchlight and G.W. Harris, a Pasadena minister, had an ambitious plan to create a “Tuskegee Institute West” to teach African-Americans the skills of mining as well as agriculture in the spirit of Booker T. Washington. The blacks lived in the community of Dunbar and whites lived in the adjacent town of Lanfair; But their children attended an integrated school.



This ad appeared in the Los Angeles Herald of April 24, 1910

Unfortunately by 1930 the years of rain had ended, Lanfair Valley returned to an arid state and the farmers, both black and white, moved away. There

is still sufficient water from rain and wells to support cattle and orchards in the area.



The museum at Goffs has a collection of old farming equipment from the era.



Goffs, at the top of the hill out of Needles and on the National Trails Hwy, also became an important highway town as well as a busy junction for the railroad.



In 1931, Route 66 was re-aligned and bypassed Goffs. The town fell into decline but WWII stimulated the local economy for a brief time.

Goffs in 1943, note the long line of tanks on flatcars on the siding and earthen berm unloading ramp. More tanks on the ground (far right). The armor was probably headed for Camp Goffs or Camp Ibis. Derrick looking towers are wells. The wye for turning locos and Goffs depot (in distance) are on the left.





Camp Goffs, an Army training camp, operated nearby from 1942-44.



The restored Goffs Schoolhouse is now part of the Goffs Cultural Center. This museum was of unexpectedly high quality and included both indoor and outdoor displays.



Goffs school has been restored and is now a museum



Mojave Desert Archives Library is a replica of the 1902 Goffs Santa Fe Railway Depot on the grounds of the Goffs Cultural Center.



The Mojave Desert Archives Library preserves and presents the collections of the Mojave Desert Historical Cultural Assoc.

This massive structure is an operating 10-stamp mill for crushing ore.



Interesting conversion of a Model T Ford to a portable air compressor. Gas engine in front powers a second engine in rear that has been modified to function as an air pump. Miners used compressed air to operate drills and other tools.



This '34 Chevy truck was owned by local prospector John Bemby. The desert patina looks like it might have been painted by Steve Taylor, but it's the real deal!



Gibson Gyrotory Ore Crusher is a very unusual piece of equipment



'48 Packard donated to the museum by Maurice Swain. Swain bought it from the original owner, a miner from Cadiz, CA, in 1963.





This '28 Graham spent its entire working life on the "71L" Ranch near Mitchell Caverns

Fenner

West of Goffs, on the original Route 66 alignment, is Fenner. A nearby spring provided water for the railroad here and Fenner became the railhead for silver mines in the mountains to the north.



Judging from the size of the structure, a lot of freight passed through here. The Fenner depot was closed in 1921 when the mines played out. It was torn down sometime after this 1931 photo.

In 1912 a service station opened at Fenner for travelers on the National Old Trails Hwy. The road was unpaved and described as "light sand." By 1915 "meals & lodgings" had been added. Traffic increased when the road became U.S. 66 in 1926. But prosperity did not last; only five years later Route 66 was realigned, going from Java (today the intersection of Hwy 95 and I-40) directly to Essex and bypassing Fenner and Goffs.



Fenner in 1930. See the railroad embankment to the right of the road.



Just before the intersection with I-40, we spotted an old shack and foundations surrounded by abandoned vehicles and junk. There were a few Salt Cedar trees (the only trees for miles), so it might be location of the old photo above it. Across the road by the railroad tracks was a large flat area that could have been the depot site but we didn't see a trace of the old railroad depot.



DETOUR!!


We had been advised that Route 66 was closed from Fenner to Cadiz due to numerous washouts from flash floods. Since the old highway was abandoned in 1986, it has not been maintained and a barricade prevented us from continuing on to Essex. A trucker told us we could go west on I-40 to Kelbaker Rd, then south about 12 miles to pick up Route 66 between Cadiz and Amboy. So that's what we did. But here are some photos from the internet for a virtual tour of the sites we could not get to between Fenner and Amboy:



Camp Essex Army Airfield. Aerial view of the twin runways with a starburst of hardstands at both ends. Rte. 66 is the black line across the upper left corner of the photo



A20 attack bombers trained at the Essex Army Airfield



Wayside Motor Camp in Essex (1930s)

Essex post Office and Wayside Cafe (2010).



Essex was a railroad water stop that grew to the point where it had an elementary school, towing service, cabins, cafe, post office and over a dozen homes. WWII brought thousands of soldiers into the area for training. Essex was notable along Route 66 for providing free water to travelers from a well installed by the Automobile Club of Southern California.



Danby station and agent's residence (1931) Danby, about ten miles southwest of Essex, was another of the AT&SF water stops of 1883. A post office was opened in 1893 and closed in 1913.



Danby service station in the 1920s on the old unpaved road that paralleled the railroad tracks (see railroad embankment in background). This location was bypassed by the paved alignment of 1931. I think the ladies are ready to check the oil and clean the windshield!

Danby in 2003





Cadiz

Cadiz was once an important junction on the AT&SF. The depot was abandoned in 1968 and torn down in 1970

The former AT&SF branch line from Cadiz to Blythe is now part of the Arizona & California Railroad that terminates in Phoenix. The AZ & CA hauls around 12,000 carloads of petroleum gas, steel and lumber annually.



Arizona & California RR (tracks veering off to the right) interchange with the AT&SF at Cadiz



AT&SF excursion train pulled by restored steam locomotive 3751 stops at Cadiz. There has been talk of running steam excursion trains on the Arizona & California RR.



Cadiz Summit Service Station and Cafe (1949). The 1926-31 highway alignment followed the railroad to Cadiz. The 1931 paved road bypassed Cadiz and went over the southern slope of Marble Mtn. at Cadiz Summit. "Summit" was a service station and cafe at the top of the grade.



The ruins of Summit. Unless you were looking for these foundations, you would probably drive right past them.

Chambless came into being with the 1931 realignment and paving of Rte 66. It was at the bottom of the grade from Summit





Chambless Service Station, 1949



Chambless Camp service station and store today. Columns and canopy over the gas pump island have been removed.

Also located in Chambless was the *Roadrunner Cafe* which finally closed its doors in 1995.

To be continued. Next month Amboy to Barstow. *FR*





North American B-25 Mitchell Bomber By Bob Penikas

Reporter Bob Penikas checks in with a story at the Living History Flying Day at Chino Airport, Planes of Fame Museum. You really need to check these out as they are firsthand accounts of the history of the excellent aircraft on display that are sometimes flown. I'll let Bob discuss this event below.

Howdy Terry,

As an aviation enthusiast experiencing years of dissertations, lectures, etc., what more can I learn especially when the Doolittle Raiders are mentioned that I haven't been exposed to by attending such functions, reading, and of course Hollywood's film making efforts; or attempts.

Well folks, again Planes of Fame came through with an outstanding Living History Flying Day, April 7th, featuring the B-25 Mitchell.



The **North American B-25 Mitchell "Pacific Princess"** was on display for close up photography and it performed a flight demonstration.

Always expected is a panel of distinguished aviation experts / historians and today's panel did not disappoint.

Bradley Gross spent 20 years with the Walt Disney Company. He was executive director of global creative for Disney's launch into greater China and transition team for Shanghai Disneyland. He spoke about the different proposals along with Doolittle's that were offered such as: a proposal to drop a few bombs down Japan's volcanoes that would cause lava to flow and to convince the Japanese civilians that their Gods were angry with them.



North American B-25 Mitchell Bomber

Carl Scholl and Tony Ritzman

Carl Scholl and Tony Ritzman operate Aero Trader an award-winning, high-quality aircraft restorations facility in Chino, California. The name Aero Trader has become synonymous with B-25 restorations. They held our interest talking about starting Aero Traders, the following 25 years and what had to be accomplished. Most memorable was their response to B-25 questions and answers when the statement, “When we fly; no one is shooting at us.” Reminding us of the B-25 crews who flew combat missions a life time ago.

Kevin Thompson, Planes of Fame Moderator and Historian, discussed the B-25 evolution.

An unscheduled guest speaker, Jennifer Ten talked about researching the Chinese point of view, factual history. An astounding number of Chinese civilians were killed saving 68 Doolittle Raiders.

Don't forget the Fabulous Planes of Fame air show scheduled May 5 and 6. **BP**





North American B-25 Mitchell Bomber





Canadian Military Pattern Trucks (CMP) By Julian English

The Canadian Military Pattern (CMP) truck was a type of military vehicle made in various versions. These trucks were made in Canada in large numbers during World War II. They were designed and built following British specifications for use in the armies of the British Empire. Standard designs were developed before the beginning of the war and production was started by early 1940.



GM C60L 3-ton truck

During the War CMP trucks saw service around the world in North African, the Allied invasion of Sicily, the Italian Campaign, the Soviet Front, the Burma Campaign, US Army in the Philippines, the liberation of Northwest Europe, and the Western Allied invasion of Germany. They were sent to the Soviet Union following the Nazi invasion, as part of Canada's Gift and Mutual Aid program to the Allies. CMP trucks also saw service in post-war conflicts in Indonesia, French Indochina, and the Portuguese colonies in Africa.

By September 1945, Canada had produced over 410,000 CMP vehicles along with 306,000 modified conventional types, 50,000 armored vehicles and over 91,000 civilian vehicles modified for military service.

The trucks were built by both Ford Canada and GM Canada. The Ford and Chevrolet trucks shared a standard cab design with different engines and drive trains, the Chevy had a straight six and the Ford had a 95 HP flathead V8. All the trucks were 4X4's and most were supplied with a PTO winch that could be used from the front or rear of the truck.

One version of the CMP design was the field artillery tractor (FAT) and was designed specifically to haul the British 18 and 25-pound artillery cannon. It was based on a British design manufactured by Morris in the UK. The Morris body design was used for the CMP and was configured with a short wheel base, six seats to transport the gun crew, and rear ammunition storage. Other versions were general purpose cargo trucks, ambulances, and troop carriers. Some trucks were converted to carry an anti-tank gun in the rear bed.



Canadian Military Pattern Trucks



These rugged trucks were much loved by soldiers who used them because of their reliability, ease of maintenance, and toughness.

The CMP Gun Tractor



The CMP GM 15CWT Truck Rear PTO winch



Winch rollers in rear bumper

The 15CWT Ambulance version





Canadian Military Pattern Trucks

Desert camping with the CMP Gun Tractor



The C60L Truck in North Africa

JE





Club Meeting Candid Photos

Photos by Bob Penikas



Foster rash scratch built 1/48 Randsburg barber shop and Lucky's Bar and Grill. Includes modified figure drunk guy, a little tipsy.



Jim Teahan does a fantastic job on the 1/48 British Wyvern dio.



Jake Holshuh tackles the "very difficult" 1/35 Mini Art Army dozer which looks very well done.






Club Meeting Candid Photos



David Frederick answering the question “How big is it?” The Mother of all model kits, Trumpeter’s 1/48 U-552 Kriegsmarine Type VIIC U-Boat.




Sean Fallesen enters his 1/700 USS Bon Homme Richard CV-31





Club Meeting Candid Photos



Mike Budzeika shows up with his 1/48 Eduard Bf-109 F2.

Bob Bolton enters his 1/72 scale El Dorado from Flash Gordon series which started life as an Airfix P-51 Mustang kit.



Kevin Collins delights with his 1/35 German Wiesel.



Sir David Frederick raffle choices. Weak. I hope it gets better after the Long Beach Grand Prix purchases from the Tamiya booth.



Model Club Meetings in the SoCal Area

Latest Changes to the clubs always on top

IPMS South Orange County The Insane Modeling Posse

Meets on the 4th Saturday of each month

THIS MONTHS MEETING IS ON APRIL 21

Norman P. Murray Center

24932 Veterans Way

Mission Viejo, CA 92692

This is a great build session style meeting

8:00 am till 2:00 pm



~~~~~

### Temecula Valley Model Club

Now meets on the 2<sup>nd</sup> Saturday of every month

New address is 27636 Ynez Rd Suite L17

Temecula, CA 92591

(Meeting next to the Subway shop)

10:00 a.m. till whenever

Haud Sceptum Haud Sentio Haud Forsit

[https://www.facebook.com/groups/515492695197122/?bookmark\\_t=group](https://www.facebook.com/groups/515492695197122/?bookmark_t=group)

[ljapr@verizon.net](mailto:ljapr@verizon.net)

951-805-2541

### Outcast Model Builders

(Formerly the Tamiya Model Club hosted by Richard Poulsen)

Meets: 2nd Friday of the month. 7:00 pm till whenever

Location: 1558 "C" South Anaheim Blvd., Anaheim, California. 92805

Contact: Derek Collins, [derek\\_collins68@msn.com](mailto:derek_collins68@msn.com)

No dues, its FREEEEEEEEEEEE but donations are always welcome!!

### IPMS San Diego Model Car Club

Meets the 3<sup>rd</sup> Tuesday of each month

San Diego Auto Museum / Balboa Park

2080 Pan America Plaza

San Diego, CA





## Model Club Meetings in the SoCal Area

### IPMS Orange County

Meets the 3<sup>rd</sup> Friday of each month  
La Quinta Inns & Suites  
3 Centerpointe Dr.  
La Palma, CA 90623  
Doors open at 7:00 p.m. till 10:00 p.m.  
Non-member fee \$7 First visit free.



### IPMS Inland Empire

Meets on the 1<sup>st</sup> Wednesday of each month  
Pegasus Hobbies  
5515 Moreno Street  
Montclair, CA 91763  
Doors open at 6:30 pm and go till about 9:00 pm  
There is no charge for first meeting then \$5

## INLAND EMPIRE IPMS

### Pasadena Scale Modelers Society

Meets on the 4<sup>th</sup> Friday of each month  
American Legion Hall  
179 N. Vinedo  
East Pasadena, CA  
Doors open 7:00 p.m.  
There is a \$5 donation at the meeting




### Pendleton AMPS

Meets on the 3<sup>rd</sup> Saturday of each month  
The American Legion  
La Mesa Post # 282  
8118 University Ave.  
La Mesa, Ca. 91944  
Doors open at 11:00 a.m. to about whenever  
\$5 dues which includes lunch

[ljapr@verizon.net](mailto:ljapr@verizon.net)

951-805-2541





## Model Club Meetings in the SoCal Are

### SoCal Amps

#### Armor Modeling Preservation Society

Meets the 2<sup>nd</sup> Saturday of each month

Frye Sign Company

12818 Nutwood St. Garden Grove CA

4:00 p.m. to around 9:00 p.m.

Bring some chairs. No-fee meeting



### Ship Modelers Association – SMA

Meets the 3<sup>rd</sup> Wednesday of each month

American Red Cross Building

1207 N. Lemon St. Fullerton, CA 92835

In Hillcrest Park 7:00 p.m.



### Sprue Cutters Model Club

#### Brookhurst Hobbies

Meets the 1<sup>st</sup> and 3<sup>rd</sup> Tuesday at 6:00 p.m.

Brookhurst Hobbies

12188 Brookhurst Street

Garden Grove, CA 92840

Phone: (714) 636-3580

No charge to attend

[info@brookhursthobbies.com](mailto:info@brookhursthobbies.com)



### IPMS San Diego

Meets the last Friday of each month at

Girl Scouts San Diego

1231 Upas St. San Diego, CA

Use Richmond St. entrance to Upas

Doors open at 6:30 p.m. till 10:00 p.m.

Adult first visit is free and then \$4.00



April 2018



## Model Club Meetings in the SoCal Area

### Secret Society of Model Builders

Meets the 2<sup>nd</sup> Sunday of each month at the  
Game Empire  
7051 Claremont Mesa Blvd  
Suite 306 San Diego, CA  
Doors open at 6:00 p.m. till about 9:00 p.m.  
Adults are \$5



### Los Angeles Miniaturists Society

LAMS Meets the 1<sup>st</sup> Saturday of each month  
Veterans of Foreign Wars building  
1006 W. Magnolia Blvd.  
Burbank, CA 91506  
Meeting starts around 9:00 a.m. till 12:30  
Frequent demonstrations. Nonmember \$5

*Los Angeles Miniaturists Society*



## Upcoming Events

### 2018 IPMS National Convention

### IPMS Phoenix Craig Hewitt Chapter

Looks like the website is up and running here at this link.

<http://www.ipmsusanationals2018.org/>



**BUILD IT. BRING IT. SHOW IT.**

## IT'S SHOWTIME!

### 2018 IPMS/USA National Convention

August 1-4, 2018 ♦ Phoenix, AZ

[www.ipmsusanationals2018.org](http://www.ipmsusanationals2018.org)

**E-mail:** [info@ipmsusanationals2018.org](mailto:info@ipmsusanationals2018.org)

## Upcoming Events

### Sunday April 29, 2018

5<sup>th</sup> Annual Rail and Road Event

At the Los Angeles Steamers Railroad Museum

5202 Zoo Drive, Griffith Park CA

Expect 9:00 am opening

See flyer at end of newsletter

### Saturday June 9, 2018

IPMS Region 8 Contest and Swap Meet

Presented by IPMS San Diego and San Diego Model Car Club

San Diego Air and Space Museum Annex at

Gillespie Field

335 Kenny St. El Cajon, CA 92020

Show times are 9:00 a.m. to approximately 4:00 p.m.



Vintage and classic cars, trucks, motorcycles, trains, and collectibles will be displayed at the LA Live Steamers Railroad Museum grounds in Griffith Park. Plan to bring your collectible and and enjoy a day seeing a variety of other beautifully-restored vehicles from different eras and chat with their owners.

Enjoy a mile-long ride through our scenic grounds on one of our 1 1/2" scale trains. Tour Walt Disney's Carolwood Barn located in our east meadow. Buy a freshly-cooked lunch in our Kountry Kitchen, and sample a dish of "Steam Cream" premium ice cream churned by a member's 1/3-scale steam tractor.



Free to participate. Please contact event coordinator Diana Manchester at (626) 222-7499 or email [dm.ad@verizon.net](mailto:dm.ad@verizon.net) to reserve your space.





# IPMS REGION 8 CONTEST & SWAP MEET

Hosted by

**IPMS San Diego & San Diego Model Car Club**

Supported by

**The San Diego Air & Space Museum**

## SATURDAY, June 9, 2018

San Diego Air & Space Museum Annex  
Gillespie Field, 335 Kenney Street, El Cajon, CA 92020



Scan for updates and  
more information  
or visit  
[www.ipmssd.org](http://www.ipmssd.org)

### Schedule of Events

- Model Registration: 9:00 am–12:00 Noon • Swap Meet: 8:00 am–1:00 pm • 1st Raffle Drawing: 11:00 am • 2nd Raffle Drawing: 1:00 pm
- Awards Presentation: 3:00 pm • Special-Prize 3rd Raffle Drawing: After the Award Presentation

### Entry Fees

- General Admission: \$3.00 • Contest: Adults: \$10.00\*, 17 and under: \$5.00, IPMS Members: \$7.50\*

\*Contest registration includes 3 model entries. \$2.00 for each additional model. Does not include admission fee. The contest will be judged based on IPMS national rules, including the no sweeps rule, and no previous San Diego Model Expo, IPMS Nationals, or Region 8 winners.

### Special Awards

- Best Aircraft • Best Military Vehicle • Best Diorama • Best Ship • Best Figure • Best Space, Sci-Fi & Fantasy
- Best Automotive • Best Irish Subject • Best Tamiya Model • Judges Grand Prize - Best of Show

Best Theme



Best Theme



Best 1:48 Stearman



### Display Only

Bring anything that you'd like to show but do not want to enter in the model contest.

Please visit [www.ipmssd.org](http://www.ipmssd.org) for a complete list of contest categories and awards.

Return lower portion with payment

### Category Sponsorship Application

NAME: \_\_\_\_\_ ADDRESS: \_\_\_\_\_  
PHONE(S): \_\_\_\_\_ E-MAIL: \_\_\_\_\_

Make check or money order payable to: IPMS San Diego, c/o Gary Williams, 4741 Robbins Street, San Diego, CA 92122

CATEGORY NUMBER(s) \_\_\_\_\_ x \$25.00 = \$ \_\_\_\_\_ TOTAL ENCLOSED \$ \_\_\_\_\_

For category sponsorship, indicate the category number(s) you wish to sponsor and multiply by \$25.00

SIGNATURE \_\_\_\_\_ DATE \_\_\_\_\_



# KIT, MODEL, & AVIATION COLLECTABLE SHOW & SWAP MEET

PLASTIC KITS, WOOD KITS, DIECAST, TOYS, ART, PUBLICATIONS,  
MEMORABILIA, FLIGHT GEAR  
(PLEASE NO RC OR TRAINS)



## Saturday JUNE 9, 2018, 8:00 am to 1:00 pm

SAN DIEGO AIR & SPACE MUSEUM, GILLESPIE FIELD  
335 KENNEY ST, EL CAJON, CA 92020

SELLERS: \$35.00 per table. Set up time 7 am to 8 am

BUYERS: \$3.00 per person (early admission-\$10.00). Gate opens at 8:00 am

Proceeds benefit the San Diego Air & Space Museum.

Limited number of tables available by advance reservation only. No tables will be available at the door.

Sellers allowed ONE helper per table at no additional charge.

Contact Tony Beres at 619-234-8291, ext. 138, for details. E-mail: [tberes@sdasm.org](mailto:tberes@sdasm.org)

Fill out the form below and mail to:

Tony Beres, San Diego Air & Space Museum  
2001 Pan American Plaza, Balboa Park  
San Diego, CA 92101

Make check or money order payable to the San Diego Air & Space Museum.

The San Diego Air & Space Museum is not responsible for damage to or theft of your vehicle or personal property.

-----Return lower portion with payment-----

### Swap Meet Selling Space Reservation

NAME: \_\_\_\_\_ ADDRESS: \_\_\_\_\_ CITY: \_\_\_\_\_ ZIP \_\_\_\_\_

PHONE(S): \_\_\_\_\_ E-MAIL: \_\_\_\_\_

Number of 8 Ft. Tables Desired (3 Max) \_\_\_\_\_ @ \$35.00 ea \_\_\_\_\_ Amount Enclosed \_\_\_\_\_

SIGNATURE \_\_\_\_\_ DATE \_\_\_\_\_

This form is also available at [www.sandiegoairandspace.org](http://www.sandiegoairandspace.org)

See Reverse for Model Contest Information



## WIN A RIDE WITH BILL ALLEN IN HIS 1945 BOEING STEARMAN PT-17!




Here's what you have to do: enter a 1:48 scale Stearman model, any version or nationality, civilian or military, in the **2018 San Diego Model Expo**. If your model is judged "*Best Stearman*"

of the contest **you win the ride!** The only additional condition is that you will have to agree to donate your model to the **Allen Airways Flying Museum**.

Bill's Stearman was the last airplane owned and flown by the late actor Steve McQueen. The N number 3188 was his reform school number.

The Stearman is located at the Allen Airways Flying Museum at Gillespie Field in El Cajon, California.





### **F3H Demon in Detail & Scale**

Detail & Scale Volume 1

**PRINT EDITION!**







- 102 pages
- 298 photos (222 in color)
- 140 detail photos (132 in color)
- Over a dozen color detail drawings
- 24 full color profiles
- Pilot's Report
- Complete Modelers Section
- Detailed coverage of each variant including the prototypes

**Available at [amazon.com](http://amazon.com)**

**All of this for only  
\$19.99!**



# BERT KINZEY'S DETAIL & SCALE DIGITAL PUBLICATIONS




## THE BENEFITS OF DIGITAL PUBLICATIONS

- » No "print restrictions" on number of pages or amount of color
- » More information on developmental & operational history
- » More full color artwork and aircraft profiles than ever before
- » All photos "enlargable" and not restricted as in print books
- » More detail photos than is possible in printed books, allowing  
The most comprehensive detail photo galleries ever!

**All of this for only \$9.99!**

Visit us at our Website: [www.detailandscale.com](http://www.detailandscale.com)

Like us on Facebook: [www.facebook.com/milavnarc](http://www.facebook.com/milavnarc)



To learn more and order, visit  
[www.detailandscale.com](http://www.detailandscale.com)

## **Attack on Pearl Harbor**

*Japan Awakens a Sleeping Giant*

### **EXPANDED 75TH ANNIVERSARY EDITION**

- 460+ pages
- 440 photographs
- 12 maps
- 58 illustrations created specifically for this publication
- the most detailed and profusely illustrated book on the Japanese attack ever published

*"If you are a student of the Pearl Harbor attack, this is a must have book." ~ Amazon Review*

**Available in Apple iBook and  
and Amazon Kindle format.**

**All of this for only  
\$12.99!**



## IPMS ORANGE COUNTY Southern California's Premier Model Club

The Orange County Chapter of the International Plastic Modeler's Society meets every month, usually on the third Friday of every month. The doors open at 7:00pm and the meeting begins at 7:30pm and typically ends about 10:00pm.

Everyone is invited to attend. The meetings are open to both members and non-members.

### Our monthly meetings are held at:

La Quinta Inn and Suites  
3 Centerpointe Ave, La Palma, CA  
(Orangethorpe and Valley View) Exit at  
Valley View from either 91 or 5 Freeway

Admission: Members \$5.00 / Non-Members \$7.00

For Additional Information Visit Our Website:

[www.ipmsoc.org](http://www.ipmsoc.org)



### Our Meetings Feature:

- Programs of interest to modelers of all skill levels and interests.
- Hands-on seminars and How To Programs
- Contest with Junior, Novice, Advanced and Master Divisions
- Show & Tell - New kits, references and modeling product reviews
- Announcements of Coming Modeling Events
- Special Events and Speakers
- Vendor Tables are available at no additional cost
- Friendly, Helpful People
- Visitors are very welcome!

## 2018 MEETINGS & THEMES

### JANUARY 19<sup>th</sup> 2018 - *IT'S ALL ABOUT THE FUN*

Build a model of your favorite subject. Something you enjoy the most building.

### FEBRUARY 16<sup>th</sup> 2018 - *MADE IN AMERICA*

Any subject (not necessarily the kit) that was manufactured in the good ol' USA.

### MARCH 16<sup>th</sup> 2018 - *HASEGAWA VS AIRFIX*

Who's the best? Build the best model you can from either company. Best Airfix Model and Best Hasegawa Model will receive an award.

### APRIL 20<sup>th</sup> 2018 - *SOMETHING RUSSIAN*

Something Russian. Can be any subject, even real space.

### MAY 18<sup>th</sup> 2018 - *\*\*BUILD NIGHT\*\**

(No Monthly Contest this month, Build Night Only) Bring a kit to work on and have some fun with other club members building.

### JUNE 15<sup>th</sup> 2018 - *RED, WHITE OR BLUE*

Any subject that is predominantly one of these three colors or a combination of the three.

### JULY 20<sup>th</sup> 2018 - *SOMETHING CANADIAN*

"Aa". Build something from our friend from the north.

### AUGUST 17<sup>th</sup> 2018 - *TWINS*

Any subject whose major distinction is two of something. Twin boom aircraft, motorcycles, twin gunned AFV's, two seater cars, catamarans, bi-planes.

### SEPTEMBER 21<sup>st</sup> 2018 - *NEW KIDS*

Any model released (for the first time, no reissues) in the last 3 years.

### OCTOBER 19<sup>th</sup> 2018 - *\*\*BUILD NIGHT\*\**

(No Monthly Contest this month, Build Night Only) Bring a kit to work on and have some fun with other club members building.

### NOVEMBER 16<sup>th</sup> 2018 - *MENG VS TAKOM*

Who's the best? Build the best model you can from either company. Best Meng Model and Best Takom Model will receive an award.

### DECEMBER 21<sup>st</sup> 2018 - *ANY ITALIAN SUBJECT*

Fresh hot Pizza given to the contest director may count too.

### JANUARY 18<sup>th</sup> 2019 - *TOPLESS MODELS*

Open cockpit planes, Convertible cars, Open bridge ships, Open top AFVs, motorcycles.



# IPMS South Orange County Insane Modeling Posse



Meets the 4<sup>th</sup> Saturday of each month.  
We are a build style meeting in a relaxed atmosphere located at The Norman P. Murray Community Center in Mission Viejo CA.

We have all types of modelers in our club with a wide array of subject matter. Anything is welcome. The Norman center is located at 24932 Veterans Way, Mission Viejo CA. Doors open at 8:00 a.m. and go till about 2:00 p.m.



Plenty of restaurants in the area if you want to take a lunch break. If you wish to join, membership is \$10 a year with no meeting dues.



Find us on facebook at

<https://www.facebook.com/groups/667870720029825/>





# The Aviation Historian®

The modern journal of classic aeroplanes and the history of flying

**A new independent quarterly, created with passion & precision, in compact format with clean design. Flying history for connoisseurs.**

Produced by experienced former *Aeroplane* magazine principals Nick Stroud and Mick Oakey, *The Aviation Historian* explores the less-trodden paths of military and civil aeronautical history from its beginnings to modern jets and the birth of spaceflight. No news; no events listings; just the most up-to-date historical research for aviation's true believers.



## WHAT THEY'RE SAYING ABOUT THE AVIATION HISTORIAN

"Production values are high, with the many illustrations crisply reproduced . . . I wish this enterprise success." — Wg Cdr C.G. Jefford in *Royal Air Force Historical Society Journal*

"Beautifully produced and distinguished by paperback-book dimensions that give it a different feel to the usual run of newsstand magazines . . . The writing is authoritative throughout . . ." — *Pilot* magazine

"Invites you to have a 'conversation' with the topic matter and is lively and engaging . . . research rich, factually dense and of academic value" — Minerva Miller, University Librarian at the University of London

"Authoritative in-depth articles . . . all have impressive content . . . this is a work of reference to keep. Highly recommended" — *NZ Aviation News*

■ 1-year subscription (4 issues) £44 UK, £53 Europe, £62 RoW ■ 132 pages ■ 245mm x 170mm ■ Perfect-bound

Want to know more? Visit our website: [www.theaviationhistorian.com](http://www.theaviationhistorian.com)

+44 (0)7572 237737 (mobile) TAH, PO Box 962, Horsham RH12 9PP, UK



REVERSE SIDE A classic 1950s photograph of BOAC Boeing Stratocruiser G-AKGM Castor (with an unidentified sister Strat in the background) outside the corporation's distinctive new maintenance hangar at Heathrow, designed by Sir Owen Williams and built during 1950–55.

## The Aviation Historian®

The modern journal of classic aeroplanes and the history of flying

### WORLDCLASS

THE 1965 COMET 3 GLOBAL PUBLICITY TOUR

